

180 HP

SD18E

Master of the Swamp

- ▶ Engine model: Weichai WD10G190E214 Euro 2
- ▶ Net power: 135 kW/180HP/1900 rpm
- ▶ Operating weight: 17.5 t Weight 3-shank ripper: 1.5t, Total weight: 19T
Mechanical equipment of high pressure fuel pump

Product features

The SD18E bulldozer has been developed to meet special requirements of certain earth-moving projects. It's equipped with a hydraulic drive system with hydraulic control technology and an advanced structure, providing reliable performance and convenient and flexible operation. The SD18E's extended track makes it suitable for projects requiring low ground pressure.



shantui e-shop

SHANTUI

VALUE THAT WORKS

Shantui Construction Machinery Co., Ltd.

ADDRESS:
No. 58, G327 Highway
Jining City, Shandong, CHINA

TEL: +86-537-2909369
FAX: +86-537-2311219
EMAIL: trade@shantui.com







180 HP

SD 18E

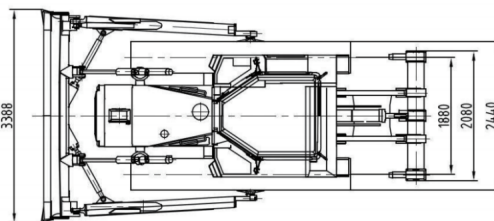
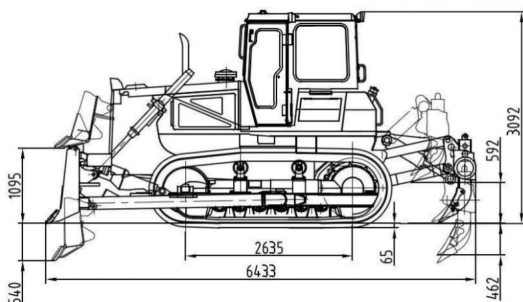
Technical specifications:

Blade Type	Semi-U Blade
Minimum ground clearance:	400 mm
Ground pressure:	0.067 MPa
Minimum turning radius:	4.545 m
Gradeability:	30°
Track gauge:	1880 mm

SD18E

	ENGINE	Model & type	Weichai WD10G190E214; water-cooled, in-line, 4-stroke direct injection		
		Horsepower	135/180/1900 kW/HP/rpm		
		Number of cylinders	6-126 x 130 mm (bore x stroke)		
		Piston displacement	9.726 L		
		Min. fuel consumption	235 g/kW-h		
		Maximum torque	900 N-m@1400-1600 rpm		
	POWER TRANSMISSION SYSTEM	Torque converter	3-element, 1 stage, 1 phase		
		Transmission	Planetary gear type, power-shift, forced lubrication		
		Main drive	Spiral bevel gear, single-stage speed reduction, splash lubrication		
		Steering clutch	Wet, multi-disc, spring loaded, hand hydraulically separated, inter-linking with steering brake		
		Steering brake	Wet, floating band structure, foot brake with hydraulic booster		
		Final drive	2-stage speed reduction of spur gear, splash lubrication		
	TRAVEL SPEED	Gear	1st	2nd	3rd
		Forward	0~3.5 km/h	0~6.2 km/h	0~10.6 km/h
		Reverse	0~4.5 km/h	0~8.0 km/h	0~13.1 km/h
	UNDERCARRIAGE SYSTEM	Type	Sprayed beam, suspended structure of equalizer		
		Carrier rollers	2 each side		
		Track rollers	7 each side		
		Track type	Assembled, single-grouser		
		Width of track shoes	610 mm		
	HYDRAULIC SYSTEM	Maximum pressure	14 MPa		
		Pump type	Gear pump		
		Discharge	243 L/min		
		Bore of working cylinder × no.	110 mm × 2		
	BLADE	Blade type	Semi-U-blade		
		Dozing capacity	4.6 m³		
		Efficiency (Theoretical value 40 m)	250 m³/h		
		Blade width	3400 mm		
		Blade height	1300 mm		
		Maximum drop below ground	540 mm		
		Maximum lifting height	1095 mm		
		Maximum tilt adjustment	400 mm		

OVERALL DIMENSIONS



▶ THE SPECIFICATIONS ARE SUBJECT TO CHANGE WITHOUT NOTICE. THE PICTURES MAY INCLUDE OPTIONS. THE ACTUAL COLOR & APPEARANCE OF THE PRODUCT MAY DIFFER FROM WHAT IS SHOWN.